

Fast, precise material handling



The ultimate in adaptability

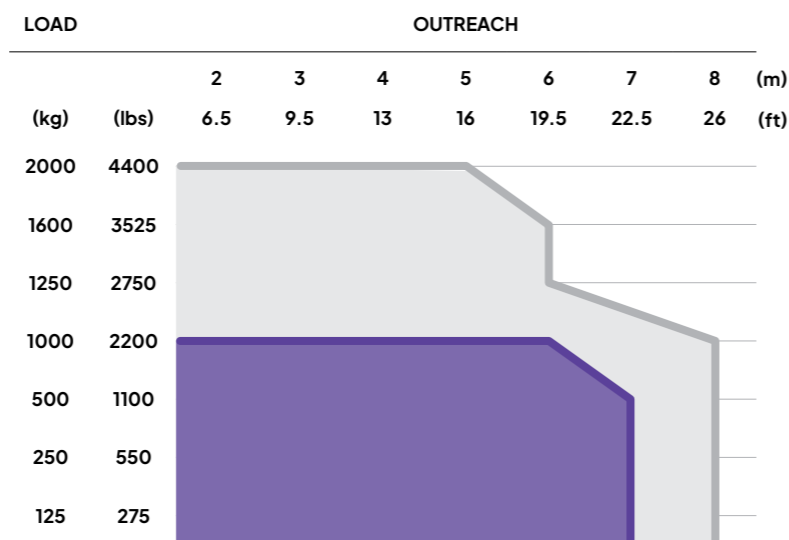
Konecranes jib cranes are suitable for almost any kind of workstation—from small workshops to large factory assembly lines, storage areas and loading bays.

Whether you need to lift a single piece of equipment or add capacity to an entire process, a wide range of options makes the Konecranes jib crane a good fit in all kinds of industrial facilities.

Safe, accurate load handling

The Konecranes jib crane features an advanced ergonomic design and adjustable features to enhance operator safety and experience. It has a load capacity of up to 2,000 kg and a slewing motion that can reach 300° with a pillar jib and 270° with a wall-mounted jib. You have several different ways to fix the jib to the wall or the floor and can choose from a broad selection of hoist units—such as electric chain hoists, pneumatic lifting devices and manual hoists.

Jib cranes can be an integral part of any plant process that requires both speed and accuracy. They are easy to install and relocate plus the flexibility and durability of this crane lets you use it in other areas of your facility when your work environment changes.




Hoist options



Underbraced I-beam with a manual chain hoist.



Overbraced, pillar mounted Konecranes with an ATB AirBalancer.



Underbraced, wall-mounted, I-beam with a Konecranes C-series electric chain hoist.

01 MOTORIZED TROLLEY WITH EASY LOAD HANDLING
Ideal for heavier and larger loads.

02 VARIOUS DESIGNS FOR JIB ARMS
Based on your requirements.

03 EASY AND STEADY SLEWING
Robust pivot bearing and adjustable slewing resistance. Manual slewing motion available for all jib crane types and motorized slewing for jibs with I-beam arms.

04 ROBUST FESTOONING
Easy running with reliable cable carriers.

05 POWER SUPPLY
External power supply cables can be attached to pillars from below, the side, or above.

06 IMPROVED SAFETY
Standard on/off safety switch on pillar jibs.

07 FLEXIBLE ANCHORING
For foundations with cast-in anchors or by adapting to existing concrete floor with base plate and chemical anchors.

08 SLEWING LIMITER
Allows you to adjust the rotation every two degrees, and the clamp-fitted design enables it to be installed after installation.


09 OPTIMIZED WORKSPACE
Wall-mounted Jib cranes can be operated in tight working areas and be folded out of the way when not in use.

10 EASY INSTALLATION
Wall-mounted jibs can be mounted easily to existing wall columns using bracket clamping arrangements for various column sizes.

11 SMOOTH RUNNING
Manual and motorized trolleys available.



Konecranes is a global leader in material handling solutions, serving a broad range of customers across multiple industries. We consistently set the industry benchmark, from everyday improvements to the breakthroughs at moments that matter most, because we know we can always find a safer, more productive and sustainable way. That's why, with around 16,600 professionals in over 50 countries, Konecranes is trusted every day to lift, handle and move what the world needs. In 2023, Group sales totaled EUR 4.0 billion. Konecranes shares are listed on Nasdaq Helsinki (symbol: KCR).

© 2024 Konecranes. All rights reserved. 'Konecranes,' 'Moves what matters' and  are either registered trademarks or trademarks of Konecranes.

This publication is for general informational purposes only. Konecranes reserves the right at any time, without notice, to alter or discontinue the products and/or specifications referenced herein. This publication creates no warranty on the part of Konecranes, express or implied, including but not limited to any implied warranty or merchantability or fitness for a particular purpose.

KONECRANES Moves what matters.